


EMPRESA DE ENERGÍA DE BOGOTÁ S.A. E.S.P.

BALANCE SHEET AS OF JUNE 30, 2010 AND JUNE 30, 2009

(Expressed in millions of Colombian pesos (Col\$) and thousands of U.S. dollars (U.S.\$))

	JUNE 30, 2009		As of June 30, 2010			
ASSETS						
Current assets:						
Cash and cash equivalents	Col\$	229	Col\$	167.745	U.S.\$	87.529
Temporary investments		335.282		529.910		276.505
Accounts receivable, net		317.170		98.884		51.597
Inventories		7.690		8.480		4.425
Prepaid expenses and other assets		424		1.773		925
Total current assets		660.795		806.792		420.980
Long-term accounts receivable, net		926.695		1.080.986		564.054
Deposits given under management pensions		218.953		221.245		115.445
Property, plant and equipment, net		275.026		267.802		139.738
Permanent investments		2.862.510		3.017.439		1.574.486
Other assets, net		119.247		117.591		61.358
Revaluation of assets		3.648.457		3.634.695		1.896.567
Total assets	Col\$	8.711.683	Col\$	9.146.550	U.S.\$	4.772.628
Memorandum accounts	Col\$	3.439.687	Col\$	2.989.364	U.S.\$	1.559.836
LIABILITIES AND SHAREHOLDERS' EQUITY						
Current liabilities:						
Financial obligations	Col\$	124.492	Col\$	120.669	U.S.\$	62.965
Accounts payable		298.223		218.952		114.248
Labor obligations		616		1.374		717
Provisions		2.282		3.700		1.931
Retirement and pension obligations		26.706		27.041		14.110
Benefits supplementary to retirement pensions		5.089		5.089		2.656
Other liabilities		3.538		3.056		1.595
Total current liabilities		460.946		379.881		198.220
Long-term liabilities:						
Financial obligations		1.565.642		1.402.997		732.077
Retirement and pension obligations		195.331		203.453		106.161
Other long term liabilities		6.873		9.585		5.001
Benefits supplementary to retirement pensions		53.318		60.492		31.564
Provisions		29.096		29.142		15.206
Total long-term liabilities		1.850.260		1.705.669		890.010
Total liabilities		2.311.206		2.085.550		1.088.231
Shareholders' equity:						
Capital stock		664.993		664.993		346.990
Additional paid-in capital		97.412		97.412		50.829
Reserves		912.606		1.344.282		701.440
Net income for the current period		523.297		776.237		405.037
Donations-in-kind surplus		6.655		6.655		3.473
Surplus from revaluation of assets		3.650.041		3.635.854		1.897.172
Equity revaluation		545.473		535.567		279.456
Total shareholders' equity		6.400.477		7.061.000		3.684.397
Total liabilities and shareholders' equity	Col\$	8.711.683	Col\$	9.146.550	U.S.\$	4.772.628
Memorandum accounts	Col\$	3.439.687	Col\$	2.989.364	U.S.\$	1.559.836


 JORGE ARMANDO PINZÓN BARRAGÁN
 Representante Legal


 JULIO HERNANDO ALARCON VELASCO
 Contador
 TP. 53918 -T


EMPRESA DE ENERGÍA DE BOGOTÁ S.A. E.S.P.


INCOME STATEMENTS

AS OF JUNE 30, 2009 AND JUNE 30, 2010

(Expressed in millions of Colombian pesos (Col\$) and thousands of U.S. dollars (U.S.\$))


	June 30, 2009	As of June 30, 2010	
Operating revenues:			
Electricity transmission services	Col\$ 47.282	Col\$ 46.434	U.S.\$ 24.229
Cost of sales:			
Electricity transmission services	(20.974)	(21.510)	(11.224)
Gross margin	26.308	24.924	13.005
Dividends and interest earned	494.602	655.398	341.984
Income method of participation	122.297	185.054	96.560
Exchange differences	12.792	20.416	10.653
Other income	7.832	8.394	4.380
	637.523	869.262	453.577
Administrative expenses	(45.454)	(49.620)	(25.891)
Financial expenses	(92.219)	(65.417)	(34.134)
Other expenses	(1.439)	(42)	(22)
	(139.112)	(115.079)	(60.048)
Income before income tax	524.719	779.107	406.534
Income tax	(1.422)	(2.870)	(1.498)
Net income	Col\$ 523.297	Col\$ 776.237	U.S.\$ 405.037



 JORGE ARMANDO PINZÓN BARRAGÁN
 Representante Legal


 JULIO HERNANDO ALARCON VELASCO
 Contador
 TP. 53918 -T

EMPRESA DE ENERGIA DE BOGOTA S.A. E.S.P.
STATEMENT OF CASH FLOWS
AS JUNE 30, 2009 AND JUNE 30, 2010
(Expressed in millions of Colombian pesos (Col\$) and thousands of U.S. dollars (U.S.\$))

	<u>30-06-2009</u>	<u>30-06-2010</u>
Cash Flows From Operating Activities		
Net income	523.297	776.237
Reconciliation between net income and net cash provided by operating activities:		
Depreciation and amortization	11.211	10.517
Exchange gain	(12.776)	(20.354)
Valuation of investments at market value	(14.849)	(18.210)
Provisions	3.517	1.864
Recoveries	(89)	0
Income method of participation	(121.773)	(185.054)
Gain on sale of fixed assets	(28)	(3)
Gain on sale of investment	0	0
Gain hedging instruments	16.856	2.447
Deferred tax	1.412	1.443
	406.779	568.887
Changes in assets and liabilities of operation:		
Current Assets		
Accounts Receivable	(256.881)	(37.972)
Inventories	(82)	47
Prepaid Expenses	648	(1.270)
Long Term Assets		
Long term accounts receivable	(61.722)	(129.066)
Current Liabilities		
Accounts Payable	271.766	203.472
Labor Obligations	723	690
Estimated liabilities	(4.662)	(800)
Other liabilities	3.393	2.911
	359.962	606.899
Cash flows from investing activities:		
Temporary Investments	65.933	(234.540)
Permanent Investments	(103.893)	153.037
Property, plant and Equipment	(734)	(6.102)
other assets	728	2.663
Net cash flows provided by operating activities	(37.966)	(84.942)
Cash Flows from financing activities		
Tax on Equity	(9.906)	(9.906)
Dividends paid	(309.283)	(291.537)
Surplus from method of participation	(428)	0
Financial obligations	(2.515)	(53.055)
Fondos netos provistos por las actividades de financiación	(322.132)	(354.498)
Net decrease in cash:	(136)	167.459
Cash at beginning of period:	365	286
Cash at end of period:	229	167.745


JORGE ARMANDO PINZÓN BARRAGÁN
 Representante Legal


JULIO HERNANDO ALARCON VELASCO
 Contador
 TP. 53918 -T