



**EMPRESA DE ENERGIA DE BOGOTA S.A. E.S.P.**

**PRELIMINARY STATEMENT OF FINANCIAL POSITION AS OF SEPTEMBER 30, 2015 AND 2014**  
 (Expressed in millions of colombian pesos (Cof\$) and thousands of Dollars)

<b>ASSETS</b>	<b>September 30, 2014</b>		<b>% Part.</b>	<b>September 30, 2015</b>		<b>Var.</b>	<b>% Var.</b>	<b>3Q - USD</b>	
<b>CURRENT ASSETS</b>									
Cash and cash equivalents	COP	469.685	3,69%	COP	165.867	(303.819)	-64,69%	USD	53.129
Financial assets		0	0,00%		94.773	94.773	100,00%		30.357
Account receivables		13.572	0,11%		20.593	7.021	51,74%		6.596
Receivables due from related parties		470.377	3,70%		442.690	(27.687)	-5,89%		141.800
Inventories		7.593	0,06%		7.911	318	4,19%		2.534
Tax assets		17.776	0,14%		35.727	17.951	100,98%		11.444
Other assets		1.544	0,01%		2.755	1.211	78,42%		883
Total current assets		<u>980.547</u>	<u>7,71%</u>		<u>770.315</u>	<u>(210.232)</u>	<u>-21,44%</u>		<u>246.742</u>
<b>NON CURRENT ASSETS</b>									
Financial assets		679.223	5,34%		810.343	131.120	19,30%		259.564
Account receivables		770.759	6,06%		1.345.858	575.099	74,61%		431.097
Property, plant and equipment		531.221	4,18%		683.219	151.999	28,61%		218.844
Property Investments		217.909	1,71%		217.897	(12)	-0,01%		69.795
Investment in associates		9.451.201	74,35%		10.723.772	1.272.571	13,46%		3.434.971
Intangible assets other than goodwill		1.163	0,01%		2.585	1.422	122,26%		828
Deferred tax assets		80.388	0,63%		91.646	11.258	14,00%		29.355
Other assets		0	0,00%		0	0	0,00%		0
Total non-current assets		<u>11.731.864</u>	<u>92,29%</u>		<u>13.875.320</u>	<u>2.143.456</u>	<u>18,27%</u>		<u>4.444.454</u>
Total assets	COP	<u>12.712.410</u>	<u>100,00%</u>	COP	<u>14.645.635</u>	<u>1.933.224</u>	<u>15,21%</u>	USD	<u>4.691.197</u>
<b>EQUITY AND LIABILITIES</b>									
<b>CURRENT LIABILITIES</b>									
Borrowings	COP	77.151	0,61%	COP	365.337	288.186	373,54%	USD	117.023
Trade and other current payables		696.163	5,48%		980.920	284.758	40,90%		314.202
Tax liabilities		5.871	0,05%		10.807	4.936	84,08%		3.462
Provisions for employee benefits		35.812	0,28%		37.241	1.428	3,99%		11.929
Other provisions		0	0,00%		0	0	0,00%		0
Other liabilities		2.107	0,02%		3.137	1.029	48,83%		1.005
Total current liabilities		<u>817.103</u>	<u>6,43%</u>		<u>1.397.442</u>	<u>580.338</u>	<u>71,02%</u>		<u>447.620</u>
<b>NON-CURRENT LIABILITIES</b>									
Borrowings		1.676.125	13,18%		2.528.495	852.369	50,85%		809.911
Trade and other payables		0	0,00%		0	0	-		0
Provisions for employee benefits		74.795	0,59%		53.515	8.720	11,66%		26.751
Other provisions		54.425	0,43%		49.318	(5.107)	-9,38%		15.797
Deferred tax liabilities		93.725	0,74%		177.435	83.710	89,31%		56.833
Other liabilities		1.884	0,01%		1.799	(85)	-4,50%		576
Total non-current liabilities		<u>1.900.953</u>	<u>14,95%</u>		<u>2.840.561</u>	<u>939.608</u>	<u>49,43%</u>		<u>909.871</u>
Total liabilities	COP	<u>2.718.058</u>	<u>21,38%</u>	COP	<u>4.238.003</u>	<u>1.519.946</u>	<u>55,92%</u>	USD	<u>1.357.490</u>
<b>EQUITY</b>									
Issued capital		492.111	3,87%		492.111	-	0,00%		157.630
Share premium		837.799	6,59%		837.799	-	0,00%		268.358
Retained (losses) earnings		884.880	6,96%		684.126	(200.753)	-22,69%		219.133
Other Comprehensive Income		(31.406)	-0,25%		(36.824)	(5.418)	17,25%		(11.795)
Other reserves		7.810.969	61,44%		8.430.419	619.450	7,93%		2.700.378
Total equity attributable to owners of parent		<u>9.994.352</u>	<u>78,62%</u>		<u>10.407.631</u>	<u>413.278</u>	<u>4,14%</u>		<u>3.333.706</u>
Total equity		<u>9.994.352</u>	<u>78,62%</u>		<u>10.407.631</u>	<u>413.278</u>	<u>4,14%</u>		<u>3.333.706</u>
Total equity and liabilities	COP	<u>12.712.410</u>	<u>100,00%</u>	COP	<u>14.645.634</u>	<u>1.933.224</u>	<u>15,21%</u>	USD	<u>4.691.197</u>


  
 FELIPE CASTILLA CANALES  
 Representante Legal

  
 JULIO HERNANDO ALARCON VELASCO  
 Gerente de Contabilidad  
 Tarjeta Profesional No. 53.918-T

EMPRESA DE ENERGIA DE BOGOTA S.A. E.S.P.

PRELIMINARY STATEMENTS OF PROFIT OR LOSS AND OTHER COMPREHENSIVE INCOME  
FOR THE NINE-MONTH PERIODS ENDED SEPTEMBER 30, 2015 AND 2014  
(Expressed in millions of colombian pesos (Col\$) and thousands of Dollars)

		3Q - 2014	3Q - 2015	Var.	% Var.	sep-14	sep-15	Var.	% Var.	sep-15 - USD
<b>REVENUE</b>										
Electricity transmission	COP	27.931	45.374	17.442	62,45%	83.154	126.928	43.775	52,64%	40.657
Business equity portfolio		4.001	46.897	42.896	1072,25%	957.592	306.807	(650.585)	-67,95%	98.274
		<u>31.932</u>	<u>92.270</u>	<u>60.338</u>	<u>188,96%</u>	<u>1.040.545</u>	<u>433.735</u>	<u>(606.810)</u>	<u>-58,32%</u>	<u>138.931</u>
<b>COST OF SALES</b>										
Electricity transmission		(13.911)	(16.883)	(2.972)	21,56%	(42.236)	(53.678)	(11.442)	27,09%	(17.194)
Business equity portfolio		5.555	(10.076)	(15.631)	-281,38%	(26.112)	(32.364)	(6.251)	23,94%	(10.367)
Profit from operating activities	COP	<u>23.576</u>	<u>65.311</u>	<u>41.735</u>	<u>177,02%</u>	<u>972.197</u>	<u>347.694</u>	<u>(624.504)</u>	<u>-64,24%</u>	<u>111.371</u>
Finance income		22.879	27.525	4.646	20,31%	72.104	75.790	3.686	5,11%	24.277
Finance costs		(65.370)	(62.699)	2.731	-4,18%	(150.568)	(120.845)	9.722	-7,45%	(38.708)
Administrative expenses		(30.286)	(7.816)			(44.425)	(51.592)			
Other income		4.724	7.440			14.856	19.985			
Exchange gain (loss)		5.553	(95.431)	(100.984)	-1818,64%	9.523	(123.403)	(132.926)	-1395,83%	(39.528)
Profit (loss) before tax		<u>(38.925)</u>	<u>(65.610)</u>	<u>(26.683)</u>	<u>68,56%</u>	<u>893.688</u>	<u>147.629</u>	<u>(746.059)</u>	<u>-83,48%</u>	<u>47.288</u>
Tax expense		(1.252)	(3.792)	(2.540)	202,88%	(8.808)	(15.781)	(6.973)	79,16%	(5.055)
Profit (loss)	COP	<u>(40.177)</u>	<u>(69.402)</u>	<u>(29.226)</u>	<u>72,74%</u>	<u>884.880</u>	<u>131.848</u>	<u>(753.032)</u>	<u>-85,10%</u>	<u>42.233</u>
Other comprehensive income for the period, net of income tax		(22.390)	3.182	25.572	-114,21%	(31.406)	(36.824)	(5.418)	17,23%	(11.795)
Total comprehensive income		<u>(62.567)</u>	<u>(66.221)</u>	<u>(3.654)</u>	<u>5,84%</u>	<u>853.474</u>	<u>95.024</u>	<u>(758.450)</u>	<u>-88,87%</u>	<u>30.437</u>


  
FELIPE CASTILLA CANALES  
Representante Legal


  
JULIO HERNANDO ALARCON VELASCO  
Gerente de Contabilidad  
Tarjeta Profesional No. 53.918-1

EMPRESA DE ENERGIA DE BOGOTA S.A. E.S.P.

CONSOLIDATED STATEMENTS OF CASH FLOWS  
FOR THE NINE-MONTH PERIODS ENDED SEPTEMBER 30, 2015 AND 2014  
(In millions of Colombian pesos)

	September 30, 2014	September 30, 2015
<b>CASH FLOWS FROM OPERATING ACTIVITIES :</b>		
Net income	853,474	647,302
Adjustments to reconcile net loss to net cash provided by operating activities:		
Tax gains recognized in net income (loss)	8,808	15,781
Depreciation and amortization	13,987	12,781
Share of profit of associates	0	(45,608)
Exchange difference	(9,523)	123,403
Provisions	6,612	687
Gain on sale of fixed assets	(78)	(45)
Loss (gain) hedging	(5,670)	478
	<u>867,610</u>	<u>754,780</u>
<b>MOVEMENTS IN WORKING CAPITAL</b>		
Financial assets	215,865	206,776
Account receivables	(3,550)	(390,785)
Inventories	357	(475)
Tax assets	(8,749)	(33,804)
Other assets	(1,053)	(3,895)
Trade and other current payables	677,183	(287,552)
Payables to related parties	0	0
Tax liabilities	(23,739)	(58,389)
Provisions for employee benefits	(118)	(344)
Other provisions	119	75,742
Other liabilities	3,991	4,936
	<u>1,727,917</u>	<u>266,989</u>
<b>CASH FLOW FROM INVESTING ACTIVITIES</b>		
Investment in associates	(500,735)	(202,607)
Property, plant and equipment	(89,611)	(119,173)
Property investment	0	(1,763)
Intangible assets other than goodwill	(188)	995
	<u>(590,533)</u>	<u>(322,549)</u>
<b>CASH FLOW FROM FINANCING ACTIVITIES</b>		
Dividends declared	(590,533)	0
Cumulative translation	0	(1,024,357)
Receivables due from related parties	(297,856)	660,017
Borrowings	16,268	305,588
	<u>(872,122)</u>	<u>(58,752)</u>
<b>INCREASE IN CASH</b>	<b>265,262</b>	<b>(114,312)</b>
<b>CASH AT BEGINNING OF THE YEAR:</b>	<u><b>204,423</b></u>	<u><b>280,179</b></u>
<b>CASH AT END OF YEAR</b>	<u><b>\$ 469,685</b></u>	<u><b>\$ 165,867</b></u>

  
FELIPE CASTILLA CANALES  
Representante Legal

  
JULIO HERNANDEZ ALARCON VELASCO  
Gerente de Contabilidad  
Tarjeta Profesional No. 53,918-T