

**EMPRESA DE ENERGIA DE BOGOTA S.A. E.S.P.**

**PRELIMINARY STATEMENTS OF FINANCIAL POSITION UNDER IFRS AS OF JUNE 30, 2014 AND 2015**  
 (Expressed in millions of colombian pesos (Col\$) and thousands of U.S. dollars (U.S.\$))

**ASSETS**

**CURRENT ASSETS**

	2014		2015	
	Col\$		Col\$	U.S.\$
Cash and cash equivalents	745.047		268.881	104.011
Other current financial assets	-		136.466	52.789
Other current non-financial assets	1.778		467	181
Trade and other current receivables	13.757		21.889	8.467
Current receivables due from related parties	494.851		442.333	171.108
Inventories	7.836		7.768	3.005
Current tax assets	15.255		31.535	12.199
<b>Total current assets</b>	<b>1.278.524</b>		<b>909.339</b>	<b>351.760</b>

**NON CURRENT ASSETS**

Other non-current financial assets	673.276		747.796	289.270
Trade and other non-current receivables	8.959		23.313	9.018
Non-current receivables due from related parties	708.094		1.007.588	389.766
Investment accounted for using equity method	9.499.233		9.499.396	3.674.658
Intangible assets other than goodwill	2.010		4.361	1.687
Property, plant and equipment	719.563		842.925	326.069
Deferred tax assets	27.247		81.013	31.338
<b>Total non-current assets</b>	<b>11.638.384</b>		<b>12.206.392</b>	<b>4.721.808</b>
<b>Total assets</b>	<b>Col\$ 12.916.908</b>		<b>Col\$ 13.115.731</b>	<b>U.S.\$ 5.073.568</b>

**EQUITY AND LIABILITIES**

**CURRENT LIABILITIES**


Trade and other current payables	Col\$ 358.072	Col\$ 526.844	U.S.\$ 203.799
Current payables to related parties	404.419	115.320	44.609
Current provisions for employee benefits	34.444	35.953	13.908
Other current financial liabilities	268.986	33.623	13.006
Other current non-financial liabilities	-	1.221	472
Other current provisions	14.387	22.973	8.887
<b>Total current liabilities</b>	<b>1.080.308</b>	<b>735.934</b>	<b>284.682</b>


**NON-CURRENT LIABILITIES**

Other non-current financial liabilities	1.552.778	2.107.257	815.152
Deferred tax liabilities	36.636	81.427	31.498
Non-current provisions for employee benefits	74.273	77.000	29.786
Other non-current provisions	50.234	51.456	19.905
Other non-current non-financial liabilities	1.884	1.799	696
<b>Total non-current liabilities</b>	<b>1.715.805</b>	<b>2.318.939</b>	<b>897.037</b>
<b>Total liabilities</b>	<b>Col\$ 2.796.113</b>	<b>Col\$ 3.054.873</b>	<b>U.S.\$ 1.181.719</b>

**EQUITY**

Issued capital	492.111	492.111	190.364
Share premium	837.799	837.799	324.086
Profit (loss)	930.735	208.252	80.558
Other comprehensive income	311	(31.216)	(12.075)
Retained earnings	-	336.964	130.348
Retained earnings first-time adoption	5.601.509	5.678.890	2.196.769
Other reserves	2.258.330	2.538.058	981.799
<b>Total equity attributable to owners of parent</b>	<b>10.120.795</b>	<b>10.060.858</b>	<b>3.891.849</b>
<b>Total equity</b>	<b>10.120.795</b>	<b>10.060.858</b>	<b>3.891.849</b>
<b>Total equity and liabilities</b>	<b>Col\$ 12.916.908</b>	<b>Col\$ 13.115.731</b>	<b>U.S.\$ 5.073.568</b>


  
 FELIPE CASTILLA CANALES  
 Representante Legal


  
 JULIO HERNANDO ALARCON V.  
 Gerente de Contabilidad  
 Tarjeta Profesional No. 53.918-T

**EMPRESA DE ENERGIA DE BOGOTA S.A. E.S.P.**

**PRELIMINARY INCOME STATEMENTS UNDER IFRS FOR THE PERIODS ENDED JUNE 30, 2014 AND 2015**  
**(Expressed in millions of colombian pesos (Col\$) and thousands of U.S. dollars (U.S.\$))**

REVENUE	2014		2015	
	Col\$	U.S.\$	Col\$	U.S.\$
Portfolio	953.391	100.542	259.911	31.548
Electricity transmission	55.222		81.555	
<b>COST OF SALES</b>				
Portfolio	(31.668)	(3.299)	(8.528)	(1.245)
Electricity transmission	(28.325)		(36.825)	
Gross profit	948.620	114.546	296.113	4.332
Other income	9.666	4.332	11.198	
Administrative expenses	(13.265)	(21.868)	(56.531)	
Other expense	(1.937)	(157)	(407)	
Profit (loss) from operating activities	(5.536)	(17.694)	(45.740)	
Finance income	49.592	19.649	50.795	
Finance costs	(63.460)	(24.973)	(64.558)	
Exchange (loss) gain	4.029	(10.970)	(28.358)	
Profit (loss) before tax	933.245	80.558	208.252	
Tax income (expense)	(2.510)	-	-	
Profit (loss)	930.735	80.558	208.252	
<b>Other Comprehensive Income</b>				
Actuarial gains (losses) from defined benefit obligation	-	1.977	5.112	
Gains (losses) from investments in equity instruments	311	(14.052)	(36.327)	
Comprehensive income	311	(12.075)	(31.216)	

  
 FELIPE CASTILLA CANALES  
 Representante Legal

  
 JULIO HERMANDO ALARCON V.  
 Gerente de Contabilidad  
 Tarjeta Profesional No. 53.918-T