



EMPRESA DE ENERGIA DE BOGOTA S.A. E.S.P. AND SUBSIDIARIES

PRELIMINARY CONSOLIDATED STATEMENT OF FINANCIAL POSITION UNDER IFRS AS OF JUNE 30, 2014 AND 2015

(Expressed in millions of colombian pesos (Col\$) and thousands of U.S. dollars (U.S.\$))

ASSETS	As of June			
	2014		2015	
CURRENT ASSETS	Col\$		Col\$	U.S.\$
Cash and cash equivalents		1,930,993	1,540,084	595,752
Other current financial assets		68,104	296,348	114,637
Other current non-financial assets		26,497	11,210	4,337
Trade and other current receivables		468,631	584,491	226,099
Current receivables due from related parties		484,881	430,864	166,672
Inventories		144,369	181,939	70,380
Current tax assets		118,269	94,977	36,740
Total current assets		3,241,745	3,139,913	1,214,615
NON CURRENT ASSETS				
Other non-current financial assets		394,868	385,914	149,283
Other non-current non-financial assets		34,793	17,952	6,944
Trade and other non-current receivables		117,151	234,243	90,612
Investment accounted for using equity method		5,877,265	5,915,491	2,288,294
Intangible assets other than goodwill		1,761,937	2,718,738	1,051,691
Property, plant and equipment		5,849,416	7,876,129	3,046,729
Deferred tax assets		141,594	211,904	81,971
Total non-current assets		14,177,025	17,360,372	6,715,525
Total assets	Col\$	17,418,771	Col\$ 20,500,285	U.S.\$ 7,930,140
EQUITY AND LIABILITIES				
CURRENT LIABILITIES				
Trade and other current payables	Col\$	605,905	Col\$ 917,191	U.S.\$ 354,798
Current tax liabilities		126,266	64,055	24,779
Current provisions for employee benefits		57,292	61,175	23,664
Other current financial liabilities		326,614	403,940	156,256
Other current non-financial liabilities		16,900	45,463	17,586
Other current provisions		15,358	7,007	2,711
Total current liabilities		1,148,335	1,498,832	579,794
NON-CURRENT LIABILITIES				
Other non-current financial liabilities		4,443,897	7,698,035	2,977,837
Trade and other non-current payables		19,667	20,440	7,907
Deferred tax liabilities		399,386	1,109,264	429,097
Non-current provisions for employee benefits		137,215	149,172	57,704
Other non-current provisions		99,000	113,942	44,076
Other non-current non-financial liabilities		4,995	9,712	3,757
Total non-current liabilities		5,104,160	9,100,563	3,520,378
Total liabilities	Col\$	6,252,496	Col\$ 10,599,396	U.S.\$ 4,100,172
EQUITY				
Issued capital		492,111	492,111	190,364
Share premium		837,799	837,799	324,086
Profit (loss)		641,567	492,511	190,518
Retained earnings		102,407	336,964	130,348
Other Comprehensive Income		(8,705)	(31,216)	(12,075)
Retained earnings first-time adoption		5,567,430	4,763,910	1,842,827
Other reserves		2,258,330	2,538,058	981,799
Total equity attributable to owners of parent		9,890,939	9,430,137	3,647,867
Non-controlling interests		1,275,336	470,751	182,101
Total equity		11,166,275	9,900,889	3,829,968
Total equity and liabilities	Col\$	17,418,771	Col\$ 20,500,285	U.S.\$ 7,930,140


FELIPE CASTILLA CANALES
 Representante Legal



JULIO HERNANDO ALARCON V.
 Gerente de Contabilidad
 Tarjeta Profesional No. 53.918-T


EMPRESA DE ENERGIA DE BOGOTA S.A. E.S.P. AND SUBSIDIARIES

PRELIMINARY CONSOLIDATED INCOME STATEMENTS UNDER IFRS FOR THE PERIOD ENDED JUNE 30, 2014 AND 2015

(Expressed in millions of colombian pesos (Col\$) and thousands of U.S. dollars (U.S.\$))

REVENUE	As of june			
	2014		2015	
	Col\$	Col\$	U.S.\$	U.S.\$
Portfolio	5.582	13.474	5.212	
Electricity transmission	55.222	93.591	36.204	
Natural gas transportation	480.156	550.505	212.952	
Electricity distribution	152.359	165.410	63.986	
Natural gas distribution	606.589	772.463	298.812	
COST OF SALES				
Portfolio	(32.157)	(11.944)	(4.620)	
Electricity transmission	(28.325)	(48.804)	(18.879)	
Natural gas transportation	(175.080)	(185.498)	(71.756)	
Electricity distribution	(129.894)	(144.593)	(55.933)	
Natural gas distribution	(525.396)	(669.717)	(259.067)	
Gross profit	409.055	534.888	206.911	
Other income	14.908	10.863	4.202	
Administrative expenses	(14.361)	(57.960)	(22.421)	
Other expense	(14.007)	(11.554)	(4.469)	
Profit (loss) from operating activities	(13.460)	(58.650)	(22.688)	
Finance income	54.177	53.247	20.598	
Finance costs	(128.421)	(191.188)	(73.957)	
Exchange (loss) gain	14.005	(82.786)	(32.024)	
Share of profit (loss) of associates and joint ventures accounted for using equity method	451.656	409.654	158.467	
Profit (loss) before tax	787.012	665.165	257.306	
Tax income (expense)	(40.557)	(145.878)	(56.430)	
Profit (loss)	746.455	519.286	200.876	
Profit (loss), attributable to				
Profit (loss), attributable to owners of parent	641.567	492.311	190.518	
Profit (loss), attributable to non-controlling interests	104.888	26.775	10.357	
Ordinary shares	9.181.177.017	9.181.177.017	9.181.177.017	
Earnings per share	Col\$ 81.30	Col\$ 56.56	U.S.\$ 21.88	
Comprehensive Income				
Other Comprehensive Income	(8.705)	(31.216)	(12.075)	
Comprehensive income	(8.705)	(31.216)	(12.075)	


FELIPE CASTILLA CANALES
 Representante Legal


JULIO HERNANDO ALARCON V.
 Gerente de Contabilidad
 Tarjeta Profesional No. 53.918-T