



TGI  
Grupo Energías Bogotá

TRANSPORTADORA DE GAS INTERNACIONAL S.A. E.S.P.

STATEMENTS OF FINANCIAL POSITION AS OF JUNE 30, 2019 AND DECEMBER 31, 2018  
(In thousands of U.S. dollar and million of Colombian Peso)

ASSETS	DEC. 2018		JUN. 2019		LIABILITIES AND EQUITY	DEC. 2018		JUN. 2019	
	USD	USD	USD	COP		USD	USD	USD	COP
<b>CURRENT ASSETS</b>					<b>CURRENT LIABILITIES</b>				
Cash and cash equivalents	\$ 46,816	\$ 81,633	\$ 261,690		Trade accounts payable and other accounts payable	\$ 22,251	\$ 12,357	\$ 39,614	
Trade accounts receivable and other accounts receivable	55,850	61,271	196,416		Current tax liabilities	11,052	21,062	67,518	
Inventory	9,854	9,915	31,784		Employee benefit obligations	3,717	2,903	9,306	
Other non-financial assets	2,144	3,433	11,006		Provisions	9,158	11,501	36,869	
Total current assets	114,664	156,252	500,896		Current financial obligations	39,464	39,824	127,663	
					Other financial liabilities	11,468	13,499	43,270	
					Other liabilities	16,586	16,814	53,902	
					Accounts payable with related parties	3,660	45,563	146,059	
					Total current liabilities	117,356	163,523	524,201	
<b>NON-CURRENT ASSETS</b>					<b>NON-CURRENT LIABILITIES</b>				
Properties, plants and equipments	2,181,098	2,176,299	6,976,497		Accounts payable with related parties	370,000	370,000	1,186,098	
Investments in associates	12,926	9,586	30,729		Provisions	36,282	39,318	126,040	
Trade accounts receivable and other accounts receivable	9,560	10,214	32,742		Deferred tax liabilities	361,888	360,787	1,156,565	
Intangible assets	161,657	160,038	513,030		Bonds issued	756,209	760,522	2,437,985	
Other financial assets	53	61	197		Total non-current liabilities	1,524,379	1,530,627	4,906,688	
Other non-financial assets	5,928	9,726	31,179						
Total non-current assets	2,371,222	2,365,924	7,584,374		<b>EQUITY</b>				
					Total liabilities	1,641,735	1,694,150	5,430,899	
					Capital stock	703,868	703,868	1,565,487	
					Additional paid-in capital	56,043	56,043	196	
					Reserves	126,320	172,325	457,416	
					Retained earnings	(39,684)	(35,439)	(68,956)	
					Net Income of the period	136,005	73,873	278,269	
					Cumulative other comprehensive income	(138,401)	(142,644)	(955,119)	
					Cumulative translation adjustment	-	-	1,377,087	
					Total equity	844,151	828,026	2,654,380	
					Total liabilities and equity	\$ 2,485,886	\$ 2,522,176	\$ 8,085,270	

LEONEL MAURICIO VERA MALDONADO  
Statutory Representative

ADOLFO LEON OSPINA LOZANO  
Accountant  
Professional card No. 30901-T


**TRANSPORTADORA DE GAS INTERNACIONAL S.A. E.S.P.**

**STATEMENTS OF CASH FLOWS**

**FOR THE PERIOD JANUARY 1st TO JUNE 30th OF JUNE 30, 2019 AND 2018**  
**(In thousands of U.S. dollar and million of Colombian Peso)**

	JUN. 2018		JUN. 2019	
	USD	USD	USD	COP
<b>CASH FLOWS FROM OPERATING ACTIVITIES</b>				
Net income	\$ 60,344	\$ 73,873	\$ 278,269	
Reconciliation between net income and net cash provided by operating activities:				
Depreciation and amortization	41,687	45,653	119,121	
Unrealized exchange difference	344	(5,247)	(16,810)	
Employee benefits	(118)	165	471	
Amortized cost financial liabilities	543	528	1,693	
Losses on disposal liabilities	1,558	1,728	3,365	
Deferred income tax	(4,378)	(1,101)	(19,687)	
Current income tax	36,307	37,219	119,391	
Financial cost	34,286	33,793	111,287	
Financial income	(1,378)	(2,062)	(4,414)	
Participation in the results of associates	1,905	3,341	10,655	
(Recovery) Impairment of inventory	233	(51)	(157)	
Impairment accounts receivable	266-	1,378	4,382	
Recovery of provisions	(1,998)	(583)	(1,924)	
	<u>169.601</u>	<u>188.634</u>	<u>605.642</u>	
<b>Net changes in operating assets and liabilities</b>				
Trade accounts receivable and other accounts receivable	(7,923)	(33,104)	(106,544)	
Inventory	760	(10)	(21)	
Other non-financial assets	(3,325)	(5,087)	(15,951)	
Trade accounts payable and other accounts payable	24,933	12,548	40,200	
Employee benefit obligations	299	(975)	(3,232)	
Other financial liabilities	2,450	(1,098)	(4,590)	
Interest paid	(22,362)	(22,196)	(71,974)	
Interest paid related parties	(11,331-)	(11,331-)	(37,281)	
Interest received	334	144	460	
Tax paid	(27,254)	(7,669)	(25,012)	
	<u>126.182</u>	<u>119.856</u>	<u>381.697</u>	
<b>CASH FLOWS FROM INVESTING ACTIVITIES:</b>				
Investments in associates	(20,256)	-	-	
Property, plant and equipment	(33,535)	(27,464)	(88,517)	
Intangibles	(892)	-	-	
Net cash flow used in investing activities	<u>(54,683)</u>	<u>(27,464)</u>	<u>(88,517)</u>	
<b>CASH FLOWS FROM FINANCING ACTIVITIES:</b>				
Payment of financial obligations	(74,427)	(1,185)	(3,513)	
Payment of dividends	(50,000)	(42,741)	(136,393)	
Net cash used in by financing activities	<u>(124,427)</u>	<u>(43,926)</u>	<u>(139,906)</u>	
<b>NET CHANGES IN CASH, CASH EQUIVALENTS AND RESTRICTED CASH</b>	<u>(52,928)</u>	<u>48,466</u>	<u>153,274</u>	
Effects of exchange rate changes on cash	(4,965)	(13,649)	(43,724)	
<b>CASH, CASH EQUIVALENTS AND RESTRICTED CASH AT THE BEGINNING OF THE YEAR</b>	<u>79,501</u>	<u>46,816</u>	<u>152,140</u>	
<b>CASH, CASH EQUIVALENTS AND RESTRICTED CASH AT THE END OF THE PERIOD</b>	<u>\$ 21,608</u>	<u>\$ 81,633</u>	<u>\$ 261,690</u>	


  
LEONEL MAURICIO VERA MALDONADO  
Statutory Representative

  
ADOLFO LEON OSPINA BOZANO  
Accountant  
Professional card No. 30901-T


**TRANSPORTADORA DE GAS INTERNACIONAL S.A. E.S.P.**

**STATEMENTS OF INCOME AND OTHER COMPREHENSIVE INCOME  
FOR THE PERIOD JANUARY 1st TO JUNE 30th OF JUNE 30, 2019 AND 2018  
(In thousands of U.S. dollar and million of Colombian Peso)**

	JUN. 2018		JUN. 2019	
	USD		USD	COP
<b>CONTINUED OPERATIONS</b>				
Income	\$ 218.016	\$ 235.750	\$ 755.047	
Sales Cost	(77.151)	(79.994)	(228.959)	
Gross margin	140.865	155.756	526.088	
<b>OPERATING AND MANAGEMENT EXPENSES</b>				
Personal services	(3.851)	(3.959)	(12.640)	
Taxes	(1.297)	(1.251)	(3.987)	
Depreciation, amortization and provision	(2.162)	(4.834)	(14.144)	
Other expenses	(6.193)	(5.860)	(18.279)	
Other income	2.016	2.221	7.181	
Financial costs	(36.387)	(36.050)	(116.816)	
Financial income	1.531	2.062	4.415	
Foreign exchange differences	(344)	5.247	16.810	
Participation in the result of associates	(1.905)	(3.341)	(10.655)	
Profit before income tax	92.273	109.991	377.973	
<b>INCOME TAX</b>	(31.929)	(36.118)	(99.704)	
Net income	\$ 60.344	\$ 73.873	\$ 278.269	
<b>OTHER COMPREHENSIVE INCOME</b>				
Items which will be reclassified to profit or loss:				
Participation in other comprehensive income of the associates	\$ 85	-	-	
Translation adjustment to presentation currency	-	-	(94.372)	
Total Other comprehensive Result	85	-	(94.372)	
<b>COMPREHENSIVE INCOME</b>	\$ 60.429	\$ 73.873	\$ 183.897	



LEONEL MAURICIO VERA MALDONADO  
Statutory Representative



ADOLFO LEÓN OSPINA LOZANO  
Accountant  
Professional card No. 30901-T