




**TRANSPORTADORA DE GAS INTERNACIONAL S.A. E.S.P.**

**STATEMENTS OF INCOME AND OTHER COMPREHENSIVE INCOME  
FOR THE PERIOD JANUARY 1st TO MARCH 31st OF MARCH 31, 2019 AND 2018  
(In thousands of U.S. dollar and million of Colombian Peso)**

	MAR. 2018		MAR. 2019		
	USD		USD	COP	
<b>CONTINUED OPERATIONS</b>					
Income	\$	109.917	\$	117.960	369.920
Sales Cost		(34.109)		(38.313)	(119.303)
Gross margin		75.808		79.647	250.617
<b>OPERATING AND MANAGEMENT EXPENSES</b>					
Personal services		(1.716)		(1.833)	(6.471)
Taxes		(304)		(502)	(1.574)
Depreciation, amortization and provision		(1.048)		(2.002)	(5.722)
Other expenses		(2.092)		(2.722)	(8.292)
Other income		61		2.034	7.387
Financial costs		(18.341)		(18.042)	(55.692)
Financial income		749		875	1.537
Foreign exchange differences		(8.426)		(4.822)	(15.126)
Participation in the result of associates		(1.195)		(1.767)	(5.544)
Profit before income tax		43.496		50.866	161.120
<b>INCOME TAX</b>					
		(20.810)		(18.951)	(60.070)
Net income	\$	22.686	\$	31.915	\$ 101.050
<b>OTHER COMPREHENSIVE INCOME</b>					
Items which will be reclassified to profit or loss:					
Participation in other comprehensive income of the associates	\$	85	\$	-	\$
Translation adjustment to presentation currency		-		-	(75.924)
Total Other comprehensive Result		85		-	(75.924)
<b>COMPREHENSIVE INCOME</b>	\$	22.771	\$	31.915	\$ 25.126

  
JAIME ALFONSO ORJUELA VELEZ  
Statutory Representative


  
ADOLFO LEON OSPINA LOZANO  
Accountant  
Professional card No. 30901-T




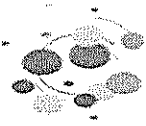
**TRANSPORTADORA DE GAS INTERNACIONAL S.A. E.S.P.**

**STATEMENTS OF FINANCIAL POSITION AS OF MARCH 31, 2019 AND DECEMBER 31, 2018**  
(In thousands of U.S. dollar and million of Colombian Peso)

ASSETS	DEC. 2018		MAR. 2019	
	USD	USD	COP	COP
<b>CURRENT ASSETS</b>				
Cash and cash equivalents	\$ 46,816	\$ 105,152	\$ 333,836	
Trade accounts receivable and other accounts receivable	55,850	57,319	181,976	
Current tax assets	-	7,611	24,165	
Inventory	9,854	9,831	31,213	
Other non-financial assets	2,144	5,320	16,886	
Total current assets	114,664	185,233	588,076	
<b>NON-CURRENT ASSETS</b>				
Properties, plants and equipments	2,181,098	2,181,972	6,927,303	
Investments in associates	12,926	11,159	35,429	
Trade accounts receivable and other accounts receivable	9,560	10,205	32,400	
Intangible assets	161,657	160,697	510,179	
Other financial assets	53	56	177	
Other non-financial assets	5,928	6,068	19,265	
Total non-current assets	2,371,222	2,370,157	7,524,753	
Total assets	\$ 2,485,886	\$ 2,555,390	\$ 8,112,829	
<b>LIABILITIES AND EQUITY</b>				
<b>CURRENT LIABILITIES</b>				
Trade accounts payable and other accounts payable	\$ 22,251	\$ 22,990	\$ 72,988	
Current tax liabilities	11,052	28,821	91,501	
Employee benefit obligations	3,717	2,314	7,347	
Provisions	9,158	10,323	32,774	
Current financial obligations	39,464	39,644	125,862	
Other financial liabilities	11,468	28,543	90,618	
Other liabilities	16,586	16,978	53,902	
Accounts payable with related parties	3,660	94,214	299,109	
Total current liabilities	117,356	243,827	774,101	
<b>NON-CURRENT LIABILITIES</b>				
Accounts payable with related parties	370,000	370,000	1,174,672	
Provisions	36,282	37,660	119,565	
Deferred tax liabilities	361,888	361,707	1,148,345	
Bonds issued	756,209	756,126	2,400,539	
Total non-current liabilities	1,524,379	1,525,493	4,883,121	
Total liabilities	1,641,735	1,769,320	5,617,222	
<b>EQUITY</b>				
Capital stock	703,868	703,868	1,565,487	
Additional paid-in capital	56,043	56,043	196	
Reserves	126,320	172,325	457,416	
Retained earnings	(39,684)	(35,439)	(68,956)	
Net Income of the period	136,005	31,915	101,050	
Cumulative other comprehensive Income	(138,401)	(142,642)	(955,530)	
Cumulative translation adjustment	-	-	1,395,944	
Total equity	844,151	786,070	2,495,607	
Total liabilities and equity	\$ 2,485,886	\$ 2,555,390	\$ 8,112,829	

  
**JAI ME ALFONSO ORJUELA VELEZ**  
 Statutory Representative


  
**ADOLFO LEON OSPINA LOZANO**  
 Accountant  
 Professional card No. 30901-T




**TRANSPORTADORA DE GAS INTERNACIONAL S.A. E.S.P.**

**STATEMENTS OF CASH FLOWS**  
**FOR THE PERIOD JANUARY 1st TO MARCH 31st OF MARCH 31, 2019 AND 2018**  
**(In thousands of U.S. dollar and million of Colombian Peso)**

	MAR. 2018		MAR. 2019	
	USD	USD	COP	
<b>CASH FLOWS FROM OPERATING ACTIVITIES</b>				
Net income	\$ 22.686	\$ 31.915	\$ 101.050	
Reconciliation between net income and net cash provided by operating activities:				
Depreciation and amortization	20.780	22.438	69.587	
Unrealized exchange difference	8.426	4.822	15.126	
Employee benefits	25	20	63	
Amortized cost (loans, deposits)	(76)	(82)	(230)	
Amortized cost financial liabilities	91	83	269	
Losses on disposal liabilities	767	851	1.657	
Deferred income tax	(2.677)	(181)	(160)	
Current income tax	23.487	19.132	60.230	
Financial cost	17.484	17.108	53.996	
Financial income	(673)	(793)	(1.537)	
Participation in the results of associates	1.195	1.767	5.544	
Impairment of inventory	218	1	2	
Impairment accounts receivable	-	1.026	3.203	
Recovery of provisions	(54)	(2.034)	(7.545)	
	<u>91.679</u>	<u>96.073</u>	<u>301.255</u>	
Net changes in operating assets and liabilities				
Trade accounts receivable and other accounts receivable	18.447	(9.568)	(25.128)	
Inventory	219	362	1.151	
Other non-financial assets	1.679	(3.124)	(9.918)	
Trade accounts payable and other accounts payable	(17.481)	(13.878)	(43.995)	
Employee benefit obligations	568	(1.760)	(5.650)	
Other financial liabilities	(22.984)	9.305	24.944	
Provisions	(3.184)	(522)	(1.658)	
Interest paid	(13.705)	(962)	(3.726)	
Interest received	550	895	2.840	
Tax paid	(12.710)	(4.797)	(14.922)	
	<u>43.078</u>	<u>72.024</u>	<u>225.193</u>	
<b>CASH FLOWS FROM INVESTING ACTIVITIES:</b>				
Investments in associates	(5.671)	-	-	
Property, plant and equipment	(12.715)	(13.271)	(42.173)	
Intangibles	(827)	-	-	
Net cash flow used in investing activities	<u>(19.213)</u>	<u>(13.271)</u>	<u>(42.173)</u>	
<b>CASH FLOWS FROM FINANCING ACTIVITIES:</b>				
Payment of financial obligations	<u>(44.000)</u>	<u>(417)</u>	<u>(1.324)</u>	
Net cash used in by financing activities	<u>(44.000)</u>	<u>(417)</u>	<u>(1.324)</u>	
<b>NET CHANGES IN CASH, CASH EQUIVALENTS AND RESTRICTED CASH</b>	<u>(20.135)</u>	<u>58.336</u>	<u>181.696</u>	
<b>CASH, CASH EQUIVALENTS AND RESTRICTED CASH AT THE BEGINNING OF THE YEAR</b>	<u>79.501</u>	<u>46.816</u>	<u>152.140</u>	
<b>CASH, CASH EQUIVALENTS AND RESTRICTED CASH AT THE END OF THE PERIOD</b>	<u>\$ 59.366</u>	<u>\$ 105.152</u>	<u>\$ 333.836</u>	

  
JAIME ALFONSO GRUJELA VELEZ  
Statutory Representative

  
ADOLFO LEON OSPINA LOZANO  
Accountant  
Professional card No. 30901-T