





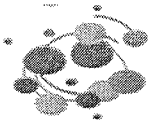
TRANSPORTADORA DE GAS INTERNACIONAL S.A. E.S.P.

STATEMENTS OF FINANCIAL POSITION AS OF SEPTEMBER 30, 2018 AND 2017
(In thousands of U.S. dollar and million of Colombian Peso)

ASSETS	SEP. 2017		SEP. 2018	
	USD	COP	USD	COP
CURRENT ASSETS				
Cash and cash equivalents	\$ 56,333	\$ 56,690	\$ 168,494	
Trade accounts receivable and other accounts receivable	48,306	57,873	172,010	
Accounts receivable with related parties				
Current tax assets	32,371	27,534	81,836	
Inventory	9,307	8,722	25,923	
Other financial assets				
Other non-financial assets	5,904	5,091	15,130	
Total current assets	152,221	155,910	463,393	
NON-CURRENT ASSETS				
Properties, plants and equipments	2,202,563	2,188,885	6,505,759	
Investments in associates	21,665	28,203	83,825	
Trade accounts receivable and other accounts receivable	9,492	10,285	30,570	
Intangible assets	163,157	161,513	480,046	
Other financial assets	48	52	152	
Other non-financial assets	6,480	6,481	19,264	
Deferred tax assets	22,817	30,561	90,833	
Total non-current assets	2,426,222	2,425,980	7,210,449	
Total assets	\$ 2,578,443	\$ 2,581,890	\$ 7,673,842	
LIABILITIES AND EQUITY				
CURRENT LIABILITIES				
Trade accounts payable and other accounts payable	\$ 14,556	\$ 8,449	\$ 25,111	
Current tax liabilities	61,966	59,733	177,536	
Employee benefit obligations	2,344	3,556	10,570	
Provisions	12,655	11,098	32,984	
Other financial liabilities	25,861	26,178	77,806	
Accounts payable with related parties	8,204	54,760	162,758	
Total current liabilities	125,586	163,774	486,765	
NON-CURRENT LIABILITIES				
Accounts payable with related parties	370,000	370,000	1,099,707	
Financial liabilities	89,408	51,500	153,067	
Provisions	37,442	38,292	113,813	
Deferred tax liabilities	412,923	425,860	1,265,731	
Bonds issued	748,214	748,580	2,224,913	
Other Liabilities	25,698			
Total non-current liabilities	1,683,685	1,634,232	4,857,231	
Total liabilities	1,809,271	1,798,006	5,343,996	
EQUITY				
Capital stock	703,868	703,868	1,565,487	
Additional paid-in capital	56,043	56,043	196	
Reserves	86,094	126,320	320,276	
Retained earnings	61,653	37,406	145,104	
Cumulative other comprehensive income	(138,486)	(139,753)	(956,529)	
Cumulative translation adjustment	-	-	1,255,312	
Total equity	769,172	783,884	2,329,846	
Total liabilities and equity	\$ 2,578,443	\$ 2,581,890	\$ 7,673,842	


JAIIME ALFONSO ORJUELA VELEZ
Statutory Representative



ADOLFO LEON OSPINA LOZANO
Accountant
Professional card No. 30901-T




TRANSPORTADORA DE GAS INTERNACIONAL S.A. E.S.P.

**STATEMENTS OF INCOME AND OTHER COMPREHENSIVE INCOME
FOR THE PERIOD JANUARY 1st TO SEPTEMBER 30th OF 2018 AND 2017
(In thousands of U.S. dollar and million of Colombian Peso)**

	SEP. 2017		SEP. 2018	
	USD	USD	COP	
CONTINUED OPERATIONS				
Income	\$ 308.577	\$ 330.742		954.405
Sales Cost	(103.256)	(122.181)		(351.994)
Gross margin	205.321	208.561		602.411
OPERATING AND MANAGEMENT EXPENSES				
Personal services	(4.221)	(5.838)		(16.843)
Taxes	(4.292)	(2.009)		(5.769)
Depreciation, amortization and provision	(2.096)	(3.522)		(9.190)
Other expenses	(8.359)	(9.714)		(27.832)
Other income	1.428	5.725		16.310
Financial costs	(61.921)	(54.749)		(155.613)
Financial income	12.128	2.121		6.055
Foreign exchange differences	(19.675)	151		436
Participation in the result of associates	(1.518)	(2.437)		(7.033)
Profit before income tax	116.795	138.289		402.932
INCOME TAX	(19.703)	(65.444)		(188.872)
Net income	\$ 97.092	\$ 72.845	\$	214.060
OTHER COMPREHENSIVE INCOME				
Items which will be reclassified to profit or loss:				
Participation in other comprehensive income of the associates	\$ 218	\$ 85		472
Translation adjustment to presentation currency	-	-		(4.113)
Total Other comprehensive Result	218	85		(3.641)
COMPREHENSIVE INCOME	\$ 97.310	\$ 72.930	\$	210.419



 JAIME ALFONSO ORJUELA VELEZ
 Statutory Representative



 ADOLEO LEON OSPINA LOZANO
 Accountant
 Professional card No. 30901-T

TRANSPORTADORA DE GAS INTERNACIONAL S.A. E.S.P.

**STATEMENTS OF CASH FLOWS
FOR THE PERIOD JANUARY 1st TO SEPTEMBER 30th OF 2018 AND 2017
(In thousands of U.S. dollar and million of Colombian Peso)**

	SEP. 2017		SEP. 2018	
	USD	USD	USD	COP
CASH FLOWS FROM OPERATING ACTIVITIES				
Net income	\$ 97.092	\$ 72.845	\$	214.060
Reconciliation between net income and net cash provided by operating activities:				
Depreciation and amortization	62.065	43.096		128.091
Unrealized exchange difference	19.675	(151)		(436)
Employee benefits	158	65		186
Amortized cost (loans, deposits)	(188)	(234)		(617)
Amortized cost financial liabilities	261	276		494
Hedge operation	(2.231)	-		-
Income tax and deferred income tax	19.703	65.444		188.872
Financial cost	61.921	54.749		155.613
Financial Income	(12.128)	(2.037)		(6.055)
Participation in the results of associates	1.518	2.437		7.033
Impairment assets	2.261	2.947		1.669
Impairment accounts receivable	-	366		1.093
Provisions	1.370	(1.723)		(5.122)
	<u>251.477</u>	<u>238.080</u>		<u>684.881</u>
Net changes in operating assets and liabilities				
Trade accounts receivable and other accounts receivable	(69.838)	7.519		24.772
Inventory	(399)	(412)		(1.225)
Other non-financial assets	(2.703)	-		-
Other financial assets	(1.227)	(2.930)		(8.710)
Trade accounts payable and other accounts payable	(5.744)	(60.824)		(148.378)
Employee benefit obligations	(3.632)	1.060		2.693
Other financial liabilities	(14.574)	670		2.050
Provisions	3.783	-		-
Net cash provided by operating activities	<u>157.143</u>	<u>183.163</u>		<u>556.083</u>
CASH FLOWS FROM INVESTING ACTIVITIES:				
Investments in associates	(6.783)	(12.659)		(37.625)
Property, plant and equipment	(43.659)	(47.581)		(141.420)
Intangibles	(1.830)	(947)		(2.375)
Net cash flow used in investing activities	<u>(52.272)</u>	<u>(61.187)</u>		<u>(181.420)</u>
CASH FLOWS FROM FINANCING ACTIVITIES:				
Payment of financial obligations	(189.445)	(88.983)		(264.473)
Payment dividend	(94.847)	(50.000)		(161.677)
Net cash used in by financing activities	<u>(284.292)</u>	<u>(138.983)</u>		<u>(426.150)</u>
Translation Adjustment	8.008	(5.804)		(17.251)
NET CHANGES IN CASH, CASH EQUIVALENTS AND RESTRICTED CASH	<u>(171.413)</u>	<u>(22.811)</u>		<u>(68.738)</u>
Effects of exchange rate changes on cash				
CASH, CASH EQUIVALENTS AND RESTRICTED CASH AT THE BEGINNING OF THE YEAR	<u>227.746</u>	<u>79.501</u>		<u>237.232</u>
CASH, CASH EQUIVALENTS AND RESTRICTED CASH AT THE END OF THE PERIOD	<u>\$ 56.333</u>	<u>\$ 56.690</u>	<u>\$</u>	<u>168.494</u>


JAIME ALFONSO ORJUELA VELEZ
Statutory Representative


ADOLFO LEON OSPINA LOZANO
Accountant
Professional card No. 30901-T